



**COASTLINE  
Chiropractic  
CENTRE**

19 Ocean Drive, Port Macquarie  
Shop 2, 42 Cameron St, Wauchope

**P:** 02 6583 9393

**F:** 02 6583 9389

**E:** info@coastlinechiropractic.com.au

**W:** www.coastlinechiropractic.com.au

## OUR CHIROPRACTORS

### Dr Darren J Gray

Chiropractor, Certified Rehab Therapist

BSc, MChiro, MClinRehabNeuro (MCAA,  
ClinFellIAAFN)

Darren's special interests include  
neurology, rehabilitation health, family  
chiropractic and sports medicine.

**Available Monday–Thursday & Saturday**

Wauchope and Port Macquarie Centres

### Dr Bill Leung

Chiropractor

BChiroSc (Mac), MChiro (Mac)

Bill has a competitive martial arts  
background and is looking forward to the Mid  
North Coast sea-change from Sydney.

**Available Tuesday–Saturday**

Wauchope and Port Macquarie Centres

## CLINIC HOURS AND SERVICES

Consultations are by appointment.

### Chiropractic and Neurological Rehabilitation

Dr Darren Monday to Thursday  
Saturday

### Chiropractic

Dr Bill Tuesday to Saturday

*We attempt to cater for same day  
appointments, however forward booking  
your appointments is always recommended  
to avoid disappointment.*

## BRAINSTORM REHABILITATION

Brainstorm can assist balance disorders  
in patients who may be suffering regular  
falls or dizziness caused by neurological  
issues. Children with learning difficulties,  
brain injury patients and those undergoing  
stroke recovery. The practitioner at  
Brainstorm has attained extensive  
postgraduate training in the field of clinical  
neuroscience so you can be confident you  
are in good hands.

**w:** www.brainstormrehab.com.au

**p:** 1300 667 443

Appointments are limited.

# YOUR CHIROPRACTOR

January/February 2021

**FREE!**

This month we discuss...



**CHILDREN &  
SUGARY DRINKS**



**ERGO  
WHAT?**



**BACKPACK  
BURDEN**



**DEGENERATIVE  
DISC DISEASE**

## Know more about **your knees**

If you were to take 7500 daily steps over the course of 80 years, you would rack up over 219 million paces in your lifetime. That's a lot of work for two knees. It's little wonder they can develop problems and become painful. Knees are prone to a range of issues.

### HOW DO THE KNEES WORK?

The knees are known as hinge joints. They move (mostly) forward and backward, like the hinges on a door. This type of movement means we can walk, hop, skip and run. But it requires many parts to ensure we remain stable as we move.

Each knee is formed by three bones; the thigh bone (femur), the shin bone (tibia), and the kneecap (patella). Ligaments and menisci join these bones together, holding them fast. Cartilage lines the ends of the bones – this strong, rubbery layer stops the bones from grating together. A capsule surrounds the joint and holds the joint (synovial) fluid in. Just like oil in a car's engine provides a protective coating to stop the engine from seizing up, synovial fluid helps to prevent damage and degradation. The quadriceps, hamstrings, and calf muscles allow the knee to move.

When each part works well, our knees do too. They bend while remaining stable and function under pressure. But with so many moving pieces, it's easy to see why problems can occur. If a part loses strength, or the stress within a knee becomes too much, damage occurs.

### COMMON KNEE PROBLEMS

Common problems include sports-related injuries, damage from accidents, and changes that develop over time like the wear and tear of age-related arthritis.

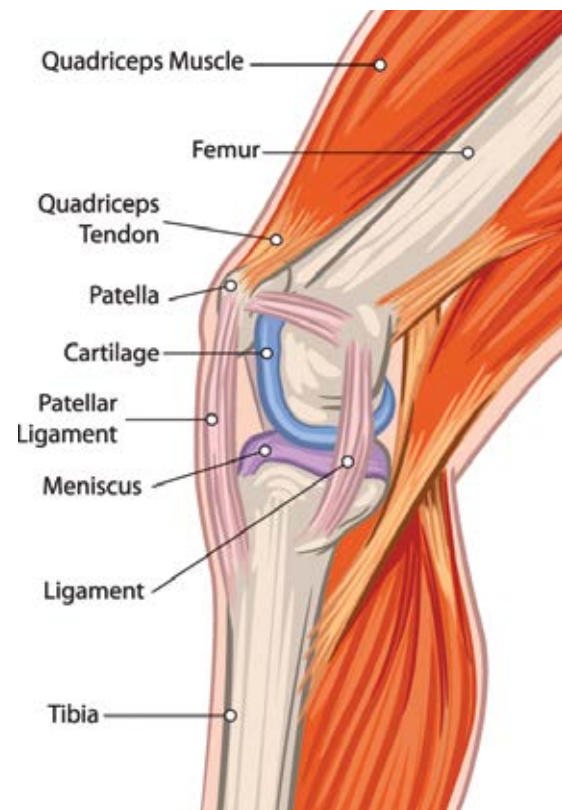
If a ligament or meniscus is torn, the knee can become painful, even unstable. An anterior cruciate ligament (ACL), or medial meniscus tear often happens during sports. The ACL is at risk from fast direction changes, stopping suddenly, and landing after a jump. Menisci are at risk when we pivot, stop suddenly,

or squat deeply. These tissues can also be injured from direct trauma or when underlying wear and tear is present.

Sometimes the muscles can be weaker or stronger than they should be. This can cause knee pain and problems. For example, in a condition called patellofemoral syndrome, a muscular imbalance changes the patella's path. Instead of being pulled along the middle of its tract, it's drawn along the outside. The usual ease of movement is replaced by a painful, bumpy journey.

Wear and tear is a common knee problem too; as arthritis sets in, cracks in the cartilage and reduced joint fluid lead to swelling, stiffness, grating and pain. These changes can reduce a joint's height and allow exposed bone to peek through the cartilage. Ouch!

As you can see, the knee is complex. Depending on your circumstances; being overweight, sports, kneeling, poor posture, injury or arthritis could be hurting your knees. If you have knee pain, talk to your chiropractor.



**Our newsletter is free! You can take a copy with you.**

# What do you know about degenerative disc disease?

Have you heard of degenerative disc disease and wondered what it is? Maybe you've asked yourself if you're at risk, or how it happens and whether it's possible to prevent it.

Degenerative disc disease (DDD) is a common condition in which age-related wear-and-tear on a disc causes pain, instability, and other symptoms. When we reach the age of 50 and beyond, regardless of gender, more than 90% of the population has the condition.

The most commonly affected joints include those in the cervical region (neck), and lumbar region (lower back). These areas of the spine are more susceptible as they undergo the most motion and stress.

DDD occurs, as its name suggests, when the discs between the vertebrae degenerate, or deteriorate. The discs narrow and develop tears. The disc material can protrude into the spinal canal, called posterior disc protrusion. Bony spurs (osteophytes) can grow at the edges of the vertebrae. Together, reduced disc height and protrusion can combine with spur growth to cramp the space where a nerve leaves the spine. It's like a narrow tunnel; there's less room to move.

These disc and bony changes can press on the nerves and cause pain. If a nerve is compressed in the neck, it might cause arm pain; if it's a compressed nerve in the lower

back, shooting pain could strike the leg. Symptoms, though, might not relate directly to a compressed nerve. There might be pain on bending, lifting or sitting. Relief may be found by changing positions, lying down or walking. Or there might be flare-ups that come and go. The amount of pain varies between individuals and can range from minor irritation to severe.

Surprisingly, sometimes there's no pain at all; some people are shocked when an MRI reveals they have long-standing, significant issues with spurs, a narrowed disc height and degeneration... but there are no symptoms. Being pain-free doesn't guarantee you don't have DDD.

## WHO IS AT RISK?

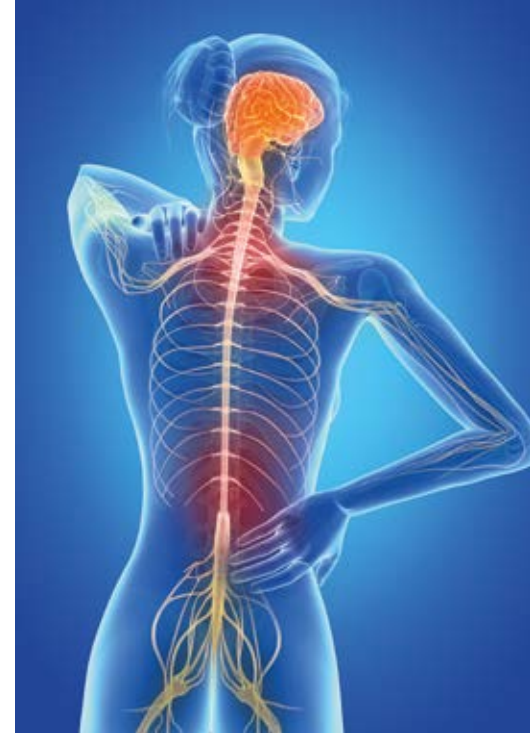
Whilst being older is the biggest risk, other factors can accelerate the process of degeneration. These include:

- being overweight or obese
- long-term repetitive activities that place pressure on certain discs
- smoking
- a significant back injury
- a sedentary lifestyle and poor posture puts extra stress on the spine

To aim for prevention, we should reduce any risk factors. While we can't reverse our age, we can maintain an ideal weight, quit smoking, lift correctly, and improve our posture. Moderate, daily exercise can help

strengthen the muscles that surround the damaged discs without placing too much stress on the spine. Regular stretching can help DDD, whilst also increasing your flexibility and strength.

If you'd like more advice about prevention, or need targeted treatment, speak to your chiropractor.



## Ergo...what? Make your workstation work for your wellbeing

Are you working from home? The past year has brought an unprecedented move from workplace to working from home. For many, there are advantages like no commuting and a better work-life balance. On the flip side, it has resulted in workstations with poor ergonomic design. A computer balanced on a stack of books. Hours spent hunched over a kitchen bench. Slouching on the couch with a laptop balanced on the knees.

### WHY IS IT IMPORTANT?

If we hold a strained posture for hours on end, our body gets tired. Let's try this simple experiment... locate a heavy book and sit holding it near to your chest. It will rest easily because this position requires little effort. Next, hold the book out at arm's length. Notice how quickly the book feels heavier? Observe how fast your arms weaken and ache. Poor posture increases the strain through the spine and body in the same way.

When your workstation is set up incorrectly, it alters your posture. Your head may jut forwards and shoulders round over. The bend though your upper back increases and your lumbar spine loses its natural forward curve. Your hips, ankles, knees and wrists get compressed. Headaches and pain in your neck, back, shoulder, arm and wrist can result.

### SETTING UP YOUR WORKSTATION AND POSITION

To check your posture, set yourself up as usual at your desk and ask someone to photograph you from the back, front and sides. Take these photos to your chiropractor for advice, or assess yourself against these guidelines:

- Face forward and ensure the curve of your neck is neutral.
- The top of your monitor should be at, or just below eye level and an arm's length away.
- Ensure your lower back is cushioned by lumbar support that maintains your natural forward curve.
- Your elbows, hips, knees and ankles need to rest at around 90-degrees. You may require an arm rest and foot stool.
- Your wrists should be supported and straight, and your mouse and keyboard within easy reach to enable this position.

Wherever you work from, the correct ergonomic set up is worth the effort. Reach out to your chiropractor if you need guidance.



# Lighten up! The burden of the school backpack

As school heads back for another year it's the ideal time to consider your child's backpack. Is it fitted correctly? Too heavy? Could it be damaging their spine and health?

Our posture is affected by the size, weight, and the way we carry our bags. Research shows that school backpacks often weigh 15-25% of a child's body weight. This weight is lugged around daily, and regularly carrying a heavy load strains the spine. A forward lean is often adopted in order to remain upright. A bag worn on one shoulder can lead to spinal imbalance. A backpack's size can alter how the head sits on the neck. These spinal adaptations can trigger neck and back pain and headache.

The first consideration is the size and type of backpack. It should be appropriately sized



for your child, and padded at the back. Next, the backpack should sit at the top of the hips. Hip belts help to distribute the load. Thick, padded shoulder straps must be worn over both shoulders.

Next is the load. Heavy items like textbooks should be placed at the base and to the back of the bag. Light items can be positioned at the front. If the bag and its contents weigh more than 10% of your child's body weight, it's too heavy. Discuss and decide what can be left out and make regular reassessments to ensure the weight stays low.

The way your child wears their backpack matters to their health. It's important to get this right! If you're unsure about your child's bag, or whether they're wearing it correctly, ask your chiropractor for expert advice.

## WORD SEARCH

G R S I U E C I C A R O H T A B M J W B O W B Y G  
 N F H G E W F M C U P L A C I V R E C X X P P R F  
 E K E I C S I N E M D E G E N E R A T I O N I D A  
 R P A T E L L A K V W S N O I T I R T U N S E X P  
 E L D N N T F B T S E Z R N C N Q S T U M P R J W  
 R W A Z F O I X V R Y K H H Y R S S A M Q M J T P  
 M A C R V L Y L U Y D S I S U V J M K Y G R O G H  
 E R H B D V D T Y Y P R T R H H A T D D I S C S F  
 M T E X I X S R W U O N X L I Y C I M O N O G R E  
 T H D A A O B V R P E Z J G A Y Y R Z X S L F S W  
 F R E I P R G S R M K X C L C I R Y S J V K R Q Q  
 P I T B U B R A A S L G A R C G V H D M V S X A H  
 H T R I V X C G D E Y R D F U E V O G V Q P F Y I  
 X I O T O T I P H I O O P B C M A N N I H S I G B  
 E S S W O L E F O M X K C N F S E J G Y Z T V Q F  
 D X T R F X B G E B N A A S O E I F Y P S E H D H  
 X N E Y B R W F A C E L A W O R K S T A T I O N A  
 L M O S K A O P X L A A H H X E E E C L Y G F S K  
 N M P F U L C Y X B I S R K H P R S C T U B Q B E  
 S B H R L G X K M H O T Z B F N L N I C O M M O W  
 D Z Y E A M A I P E G C R F E A C S D N Y U B C F  
 L G T N R M G R I A C Y Q A E T E P E X P R T A P  
 D A E R C G P P O G C M Q U C B R R A M Q X T J R  
 P O S Y S J J O W A G K B E O A R E V N N O N D H  
 E P A C E E N K B A Z S T T M E U W V T F I Z S D

- |              |             |                |
|--------------|-------------|----------------|
| ARTHRITIS    | HEADACHE    | PATELLOFEMORAL |
| BACKPACK     | IMBALANCE   | POSTURE        |
| BONE         | KNEECAP     | SHIN           |
| CARTILAGE    | LIGAMENTS   | SPURS          |
| CERVICAL     | LUMBAR      | SUGAR          |
| CHIROPRACTOR | MENISCI     | SYNOVIAL       |
| DEGENERATION | NUTRITION   | THORACIC       |
| DISCS        | OBESITY     | TIBIA          |
| ERGONOMIC    | OSTEOPHYTES | VERTEBRAE      |
| FEMUR        | PATELLA     | WORKSTATION    |

## Frozen raspberry yoghurt dessert

A refreshing fruity dessert that's easy to make, tastes delicious, and is a healthier and lighter alternative to ice-cream.

### INGREDIENTS

- 1½ cups frozen raspberries
- 1½ cups plain unsweetened Greek yoghurt
- 2 Tbsp runny honey or maple syrup
- ½ cup chopped walnuts
- ½ cup freeze-dried raspberries or blueberries, lightly crushed


### METHOD

1. Partially thaw 1 cup of raspberries in a medium bowl, add yoghurt, honey or maple syrup and blend.
2. Stir in walnuts, freeze-dried fruit, and the remaining ½ cup of whole frozen raspberries.
3. Pour into a small loaf tin and freeze for 4 hours, or until firm.

To serve:

Remove from freezer and let stand for 10 minutes, decorate and serve.

Decorating suggestions: chocolate curls, nuts, mint leaves, berries, or edible flowers.



## APPOINTMENT REMINDER

Your next appointment is on \_\_\_\_\_ at \_\_\_\_\_  
Date Time

## Sugary drinks & childhood obesity – what you can do to help your child

Obesity-related illness is higher than ever throughout the Westernised world, and it's becoming more of a problem for our children.

Obesity is fast becoming a health crisis; it's a high risk factor for many serious illnesses, including heart disease, type 2 diabetes, some cancers, and stroke.

The majority of research shows that sugar-sweetened drinks are strongly linked to weight gain, so cracking down on these is one of the simplest ways to reduce the risk of children becoming obese.

Sugary drinks include soft drinks, energy drinks, and flavoured waters. They have little or no nutritional benefit, and can contain a shocking amount of sugar. Generally people know about the dangers these pose to their teeth and gum health, but may be unaware of the sheer volume of empty kilojoules they're drinking.

These highly sweetened drinks – which often also contain caffeine and assorted additives – can be addictive, and it's easy for kids to get hooked on them. However there are some simple ways to break the habit and reduce your family's consumption.

### HOW TO CUT OUT SUGARY DRINKS

First, remove the temptation – don't keep sweet drinks in the home.

Getting everyone into the habit of drinking water is the best option, although it may not be easy. Try sparkling water, adding a slice of fruit, mint leaves, or cucumber to make it appealing. Milk or healthy milk alternatives are also a good choice.

Avoid drinks containing artificial sweeteners as they won't help break the sugar habit. Fruit juices may not be the healthy alternative they seem either – they have a high sugar content and relatively low nutrients.

Remember young children can only consume what you give to them, so you can ensure they eat healthily. As children get older, education is important. It's not always easy to get teenagers to take health risks seriously. Giving them the right information and ensuring they understand the seriousness of a poor diet is a good start.

We don't need sugary drinks and it's best to avoid them altogether. If your child is already keen on them, expect some resistance, be patient, lead by example, and know that you're doing your best for your family's health.



## PRACTICE UPDATE

### ON ARRIVAL AT THE PRACTICE

Please see the receptionist upon arrival. This eliminates the possibility of you being overlooked and enables us to have your information ready.

### APPOINTMENTS

Your appointment schedule is designed specifically to obtain the best possible results. Should you wish to change an appointment, we would appreciate as much notice as possible so that other patients can be offered your time.

### ONLINE BOOKINGS

We have online booking available. Make your appointment with your favourite chiropractor by booking through [coastlinechiropractic.com.au](http://coastlinechiropractic.com.au)

### WAITING TIMES

Nobody likes waiting. We are well aware of this and try very hard to adhere to our appointment schedules. However due to the unpredictable nature of some emergencies we may run behind time. We sincerely regret any inconvenience caused to our patients when we are running behind with our appointments. We make every effort to see patients at their appointed time. You can assist by telling reception staff if you have several problems or a complex issue.

### PAYMENT FOR SERVICES

Prompt payment of your account will help us keep the fees down. However if you are experiencing difficulties with payment at any time please arrange a confidential meeting with our accounts person.

### OUR COMMITMENT

This practice is committed to providing the best possible care to all patients. Our staff regularly attend short continuing professional education courses to update their knowledge and techniques.



**Disclaimer:** The information provided in this newsletter is for educational purposes only, and is not intended as a substitute for sound health care advice. We are not liable for any adverse effects or consequences resulting from the use of any information, suggestions, or procedures presented. Always consult a qualified health care professional in all matters pertaining to your physical, emotional and mental health.

*Our newsletter is free! Take a copy with you.*